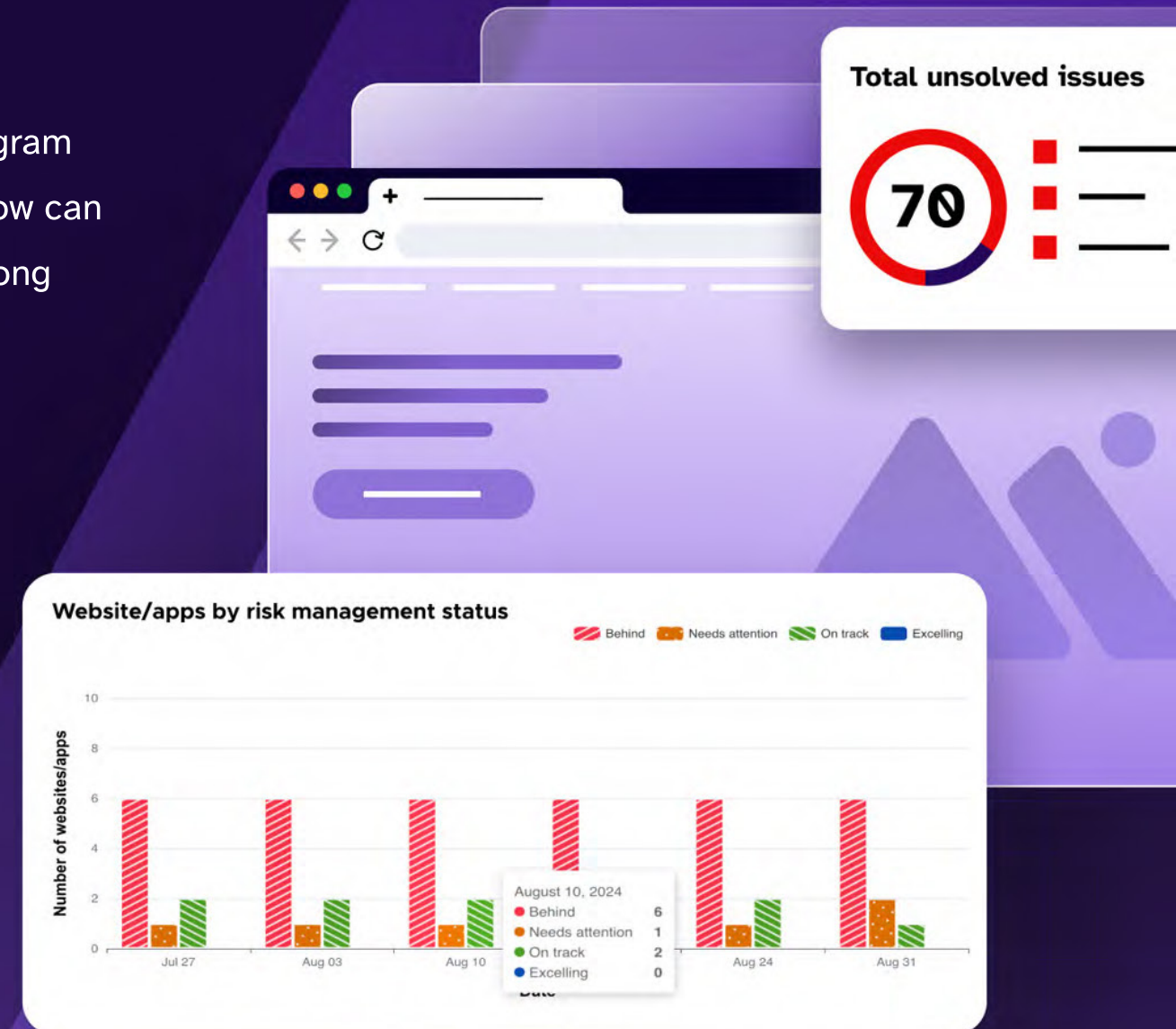


Understand and Optimize Organization-wide Accessibility



Keeping track of accessibility across a digital portfolio can be challenging — particularly if your organization manages hundreds, or even thousands, of assets. So, how can you gain insight on the overall performance of your accessibility program and ensure you're focusing on the most impactful areas for improvement? And how can you surface metrics and shape strategies that expand buy-in for accessibility among decision-makers within your organization?

Designed specifically to meet the needs of enterprise organizations, the Level Access Program Dashboard empowers accessibility leaders to easily understand, manage, and report on organization-wide accessibility progress.



Gain clarity on accessibility and compliance across your portfolio.



Benchmark high-level accessibility progress to understand whether your organization is on track to achieve its accessibility goals. Check your organization's overall Risk Management Status for a quick snapshot of your current risk based on the accessibility of all the assets in your portfolio. Uncover which individual assets, and groups of assets, are impacting your status by drilling down on their performance with digital property-level and workspace-level dashboards.



Easily understand which digital experiences need attention. Access a detailed breakdown of your organization's websites and apps by Risk Management Status to identify which assets most urgently require improvements, and which teams need additional support. Pinpoint the changes impacting a website or app's accessibility with a week-over-week progress timeline, showing the percentage of issues remediated for each asset.

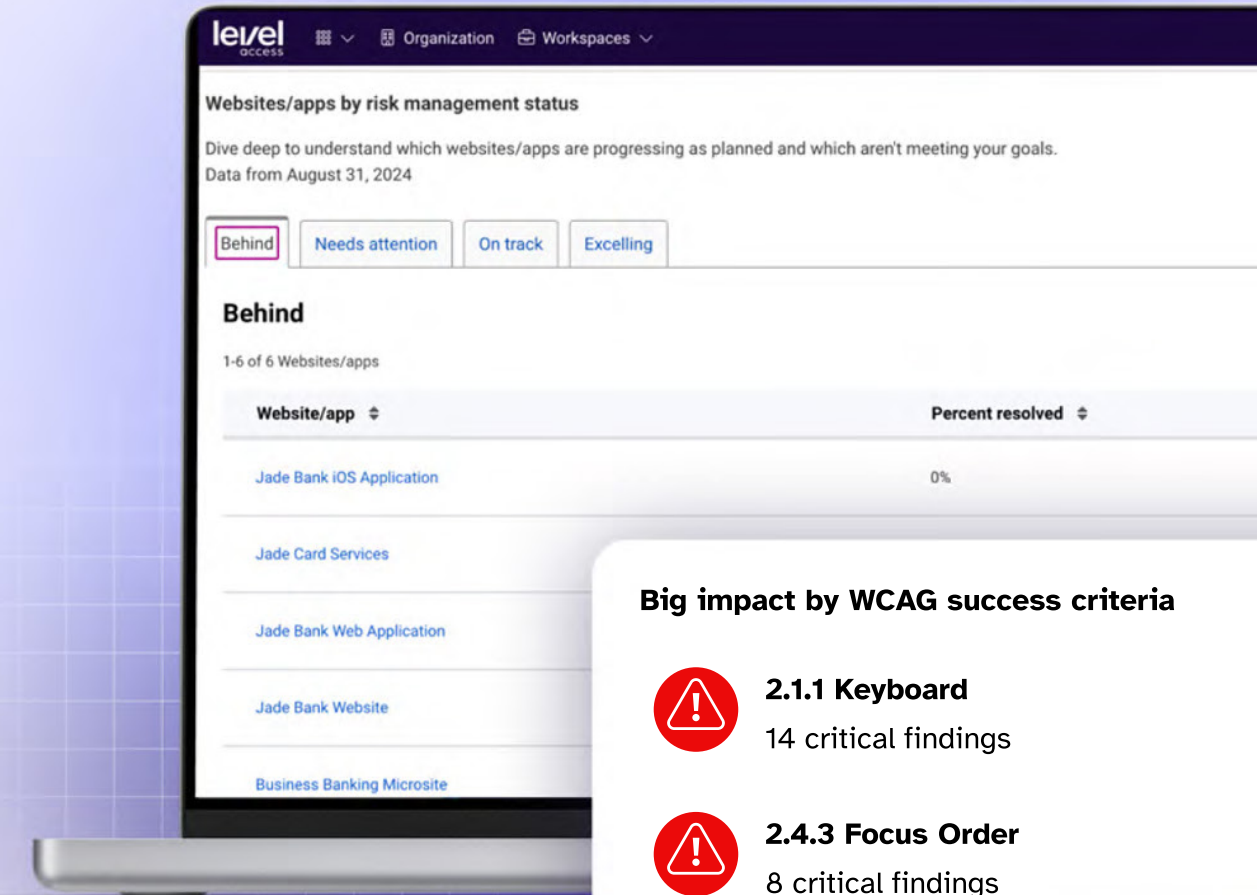
Prioritize improvements that move the needle.



Learn which actions will make the biggest impact on your organization's accessibility performance. Discover the most common accessibility issues across your portfolio with the Program Dashboard's Big Impacts feature, so you can prioritize quick-win fixes. Filter by Web Content Accessibility Guidelines (WCAG) success criteria and other categories to better align findings with your team's goals.



Identify strategic focus areas for future training. Gain a clear understanding of teams' knowledge gaps by reviewing trends in frequently made errors. Leverage this information to determine key topics for training and education.



Drive strategic planning with streamlined reporting.



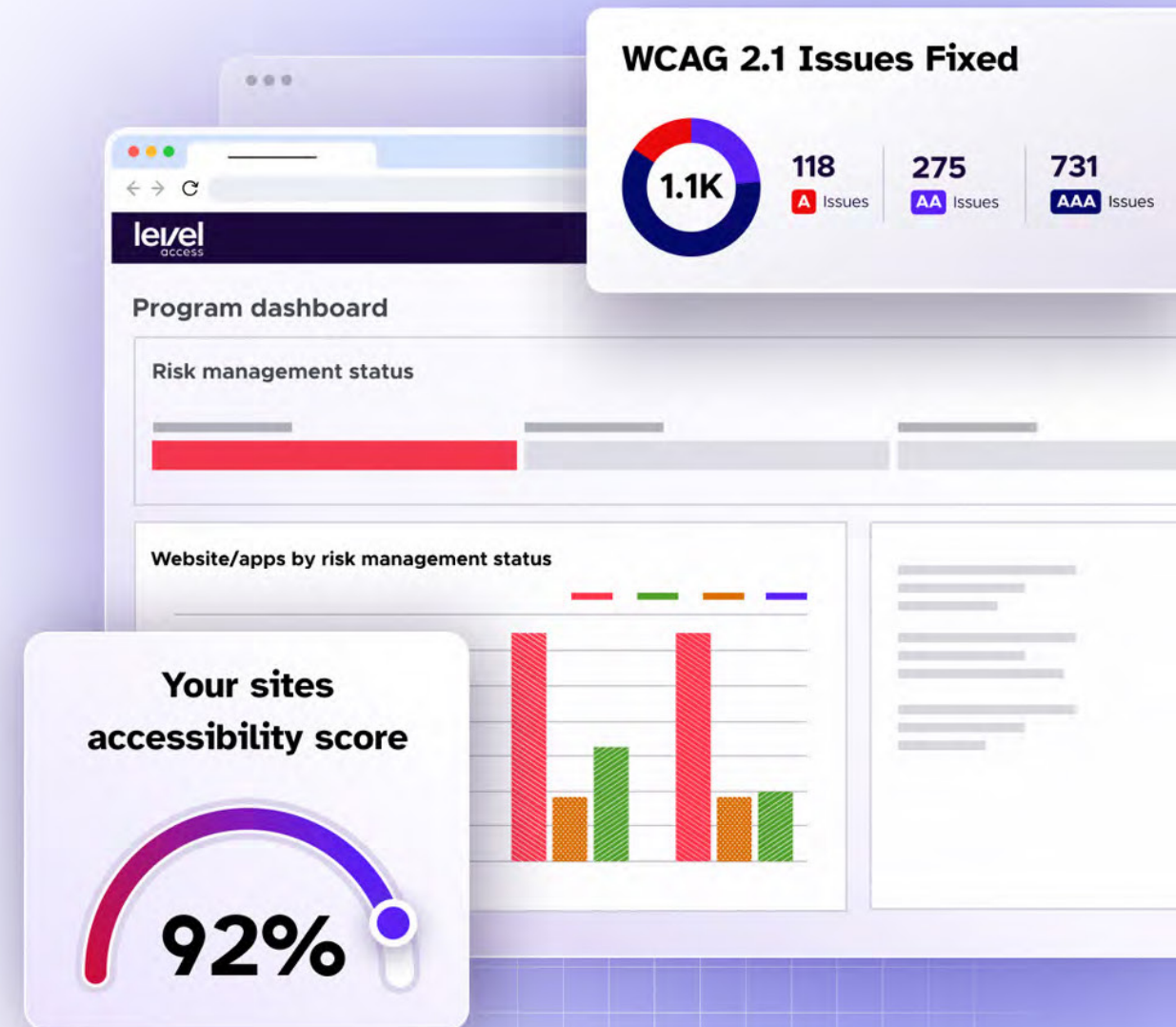
Provide meaningful accessibility progress reports and action plans to key stakeholders with a dynamic snapshot of your program.

Quickly pull topline insights on your portfolio's accessibility performance to showcase progress and present data-backed action plans to senior leaders and other stakeholders within your organization.



Surface your highest-performing assets to celebrate wins.

Identify websites and apps that are excelling to share success stories with stakeholders and educate teams about best practices.



“

“The Level Access Platform's detailed reporting makes it easy to identify and address accessibility issues effectively.”



Tereza Koudelkova,
Accessibility Team Lead (Global Team),
IDC

”

Elevate enterprise accessibility with Level Access

With more than 25 years of experience, Level Access has supported thousands of organizations, including many Fortune 500 enterprises, in achieving and maintaining organization-wide accessibility and compliance. Our holistic approach combines a unified platform with expert support services, equipping teams with the tools and training they need to embed accessibility into their everyday workflows, while streamlining program management. To get started, [engage with our team today](#).

Info@levelaccess.com

LevelAccess.com

